

# Full Featured and Cost Effective IP DECT Solution, iPECS GDC-800H

Ericsson-LG Enterprise provides a new and cost effective business IP DECT solution with rich DECT features for both enterprises and small to medium-sized businesses.

## Integrated SIP IP DECT solution

Business IP DECT solutions shouldn't cost too much for not only small and medium sized but also enterprise business. Ericsson-LG Enterprise has developed the IP DECT solution architecture best affordable for SMB and enterprise. Ericsson-LG Enterprise has integrated business SIP IP DECT solution with its industry leading IP-PBX, that is, iPECS-CM and iPECS-LIK call platforms. So users can simply choose the scale of IP DECT solution only by attaching optimally designed IP DECT components.



## Flexible and scalable network architecture

Base station GDC-800Bi network and multi cell architecture can easily be scaled to required size depending on the customers environment. The IP DECT system is easy to scale up and supports from 1 to 128 bases in the same network. Further, it is able to support up to 1000 registered handsets, GDC-800H. Based on a PoE interface, each base station is easy to install without additional wires other than LAN cable. The system supports the IP DECT CAT-IQ repeater GDC-800R which supports up to 5 channels enabling up to 5 simultaneous call sessions. The GDC-800H provides rich DECT features allowing the business to run seamlessly from headquarters to branch office and factory, no matter how isolated the facilities are.

## Easy and effective management

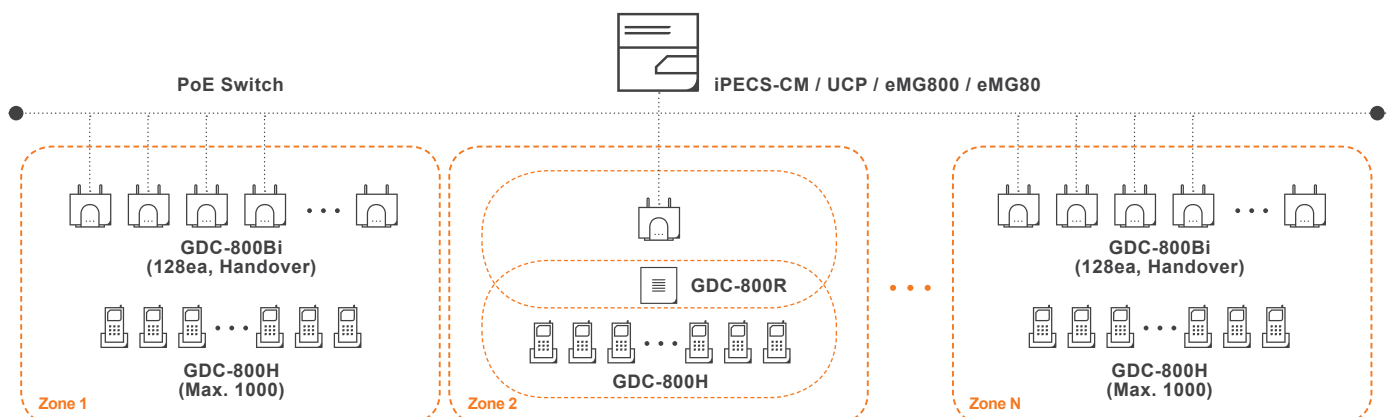
The GDC-800Bi Administration Interface is also known as GDC-800Bi Configuration. It is the main interface through which the system is configured and managed. The GDC-800Bi Configuration Interface is a built-in HTTP web server service residing in each base station. This interface is user-friendly and easy to navigate even to a first time user. Managers only need to access GDC-800Bi Configuration to make additions and changes to IP DECT System related handsets including network configuration, firmware updates, security, multi cell and more. Furthermore, remote management is easy and effective as the system supports SUOTA(Software Update Over The Air).

## Security and Certificate

The security section is used for loading trusted certificates and selecting if only trusted certificates are used. Furthermore, web password and use of web server can be configured. The security web is divided into three sections: certificates importing and activation, password admin, secure web server handling. To set up secure firmware updates and configuration file download, select HTTPS for the management transfer protocol. SIP and RTP security is server dependent and in order to configure, user must use the web option servers.




## Call features

- Call features Codec Negotiation
- Codec Switching
- Missed call notification
- Voice message waiting notification
- Date and Time synchronization
- Parallel calls
- Common parallel call procedures
- Call transfer unannounced
- Call transfer announced
- Conference
- Call Waiting
- Outgoing call
- Call Toggle
- Incoming call
- Call identification
- Calling Name Identification Presentation (CNIP)
- Calling Line Identification Presentation (CLIP)
- Call Hold
- List of registered handsets



\* Not support roaming and handover between zones

## Specifications

Category	GDC-800H	GDC-800Bi	GDC-800R
Product	Handset	Base Station	Repeater
Design			
Color	Black		
LCD	2" 262K TFT type Color LCD with backlight (176 x 220 pixels)	N/A	N/A
Frequency	1.88 – 1.93 GHz		
Radio RF power	Under 250mW		
Range (indoor/outdoor)	50m / 300m		
Antenna	Two antennas for diversity		
Codec	G.711 PCM, G.722(Allows HD sound for the handset) NOTE: Only with additional module, this is an extra option that requires a board connector mounted in Gateway. Per default not mounted.		
Protocol	SIP, HTTPs/HTTP, TLS1.0(TBD), sRTP(TBD), RTP, DHCP, Static IP, FTP/TFTP, TCP/IP, UDP, SNMP		
Interface and Channel	Headset jack(3.5mm)	· Ethernet : 10/100Base-T (PoE : 802.3af Class 2) · 8 narrowband & 4 wideband channels	5 narrowband & 2 wideband channels
Speakerphone	Duplex Speaker Phone	N/A	N/A
Button	Navigation, Emergency, Call/ Accept Call, ON/OFF, On-hook, Activity Menu, Speaker, Operational, Volume Up/Down, Mute, and 3 soft keys, etc. on GDC-800H		
Languages	Multi Language (English, Spanish, German, French, Italian, Dutch, Portuguese, Danish, Swedish, Turkish, Polish, Norwegian)		
Compatible System	iPECS-CM / UCP / eMG800 / eMG80		
Talk/Standby Time	16h / 180h	N/A	N/A
Battery	3.7V,1100mAh Li-ion	N/A	N/A
Ring Tone	Polyphonic	N/A	N/A
Input / Output	AC 100~240V, 50/60Hz DC 5.5V 600mA	N/A	AC 100~240V, 50/60Hz DC 5.5V 600mA
Power Consumption	1W	0.5W	0.5W
LED	Handset LED (Three color message indications), Charger LED (Handset connection) on GDC-800H		
Operating Temperature	-10°C ~ 50°C (32°F~77°F)		
Type Approval	· EU : Radio(EN 301406), Safety(EN 60950-1), EMC( EN 301 489-6, EN 301 489-1, EN 60945) · US : Safety(CSA/UL 60950-1), EMC/Radio(FCC part15(Class B), RSS-213, ICES-003) · AS : Radio(ACA TS028), Safety(AS/NZS 60950-1)		

## Dimension & Weight

Model	Height(mm)	Width(mm)	Depth(mm)	Weight(Net,g)
GDC-800H	Handset	140	45	135
	Charger	80	60	74
GDC-800Bi	210	150	60	334
GDC-800R	130	120	30	126

## Major Capacity

Description	Capacity
Max # of Bases (Multi cell setup)	128
Max # of Repeaters (Single/Multi cell setup)	1 per Base Station
Total Max # of Repeaters (Multi-cell setup)	100
Max # of Users (SIP registrations) per Base	30
Max # of Users per Multicell	Limited to 1000
Max # of Synchronization levels (Multi cell setup)	24
Total Max # Simultaneous Calls (Multi cell setup)	Limited to 1000
Max # of Calls (Narrow band) in Repeater	5
Max # of Calls (G722) in Repeater	2
Simultaneous handsets supported (Single/Multi cell setup)	10 / 8
Call list storage capacity	50
Phonebook (Local / Central)	100/200

### \* Single cell setup:

GDC-800Bi telephony network composed of one base station

### \* Multi cell setup:

Telephony network that consists of more than one base station

### \* Synchronization level:

The air core interface between two base stations

The content of this document is subject to revision without notice due to continued progress in methodology, design and manufacturing. Ericsson-LG Enterprise shall have no liability for any error or damage of any kind resulting from the use of this document